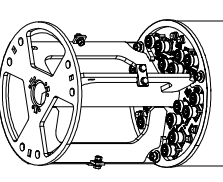
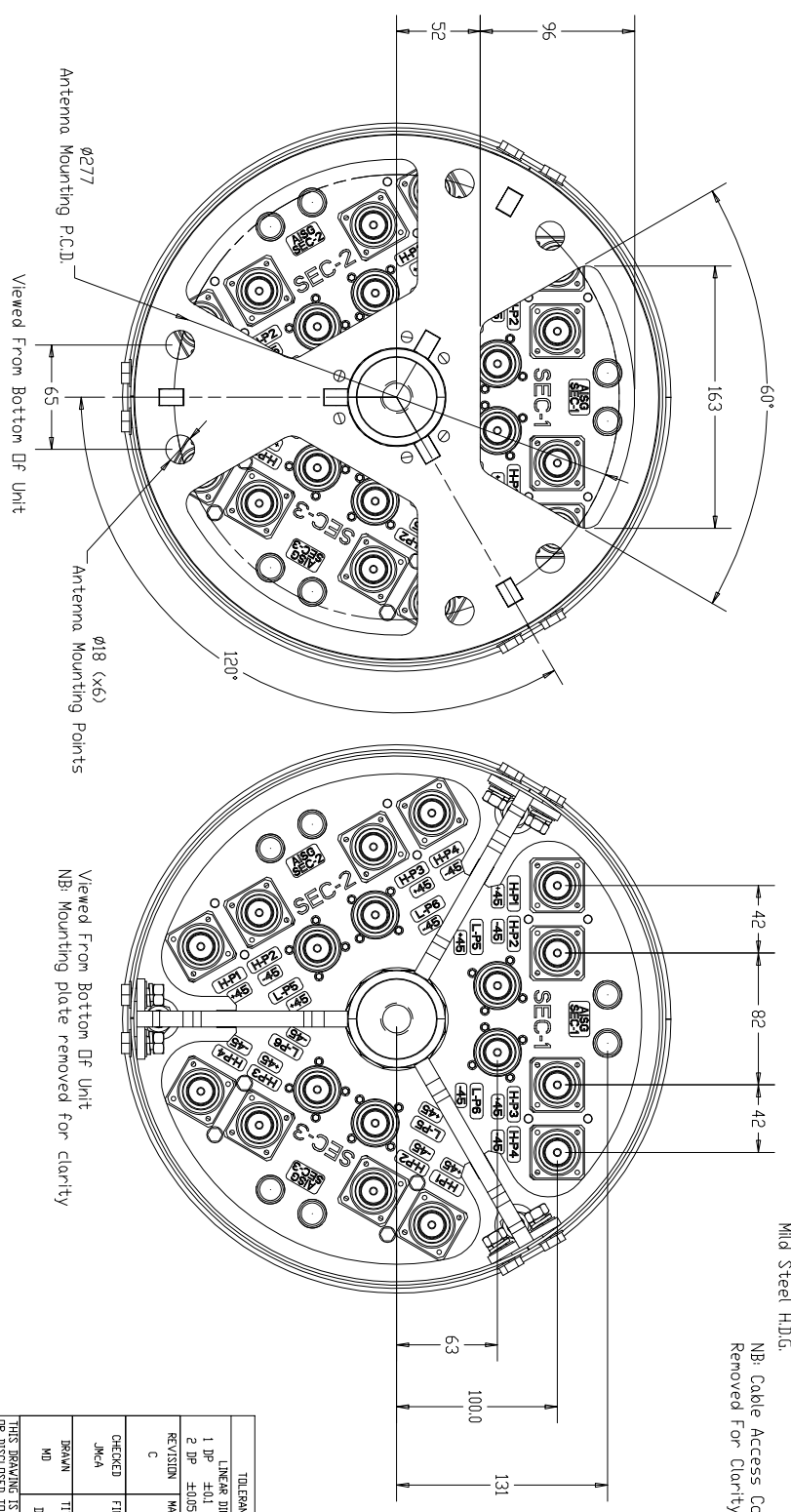
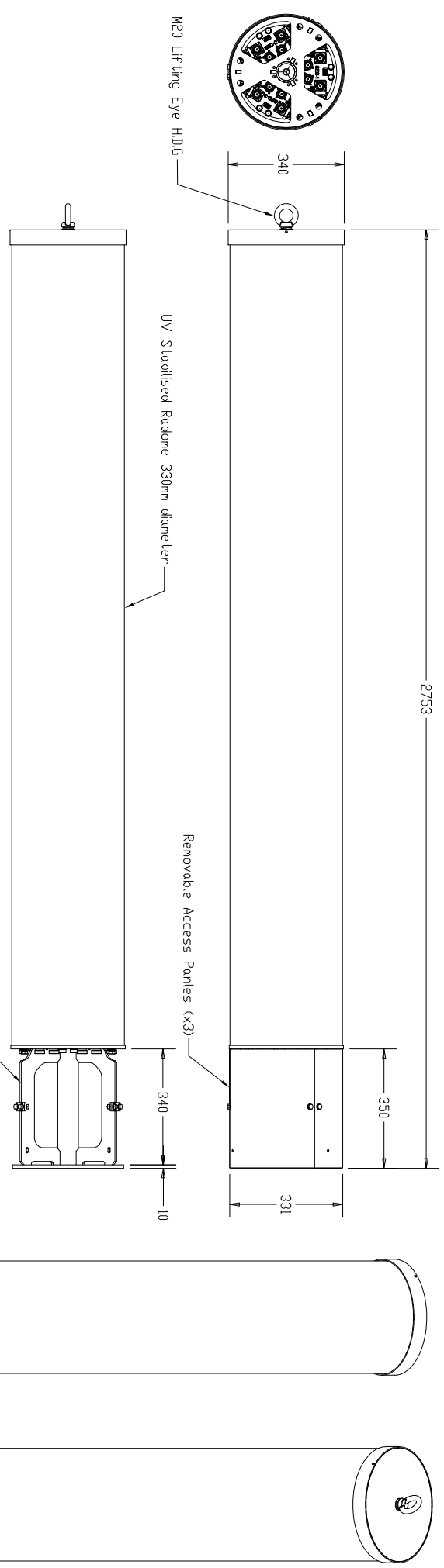


ISSUE	MODIFICATION	BY	DATE
A	Design	MD	15-09-15
B	Additional dimensions added	MD	22-09-15
C	Sector Labeling (Orientation there of) changed to suit customer request.	MD	23-09-16



NB: Cable Access Covers  
Removed For Clarity.

TOLERANCES EXCEPT WHERE OTHERWISE STATED			DIMENSIONS APPLY AFTER PLATING	
1 DP ±0.1	ANGLES ±0.5°	HOLES Ø ±0.1	SCALE ORIGINAL	CONFORMS TO BS28
2 DP ±0.05			REVISION	REFER TO CAD FILE
C	MATERIAL: N/A		NTS	UNIT OF MEASURE: mm
CHECKED: JMCA	FINISH: N/A			PROJECTION: FIRST ANGLE
DRAWN: MD	TITLE: AV3363 Antenna DiverView			
	Dual Port 698-960MHz(X3), Quad Port 1710-2690MHz(X3)			

THIS DRAWING IS THE PROPERTY OF ALPHA WIRELESS LTD AND MUST NOT BE COPIED OR DISCLOSED TO A THIRD PARTY WITHOUT THE WRITTEN CONSENT OF ALPHA WIRELESS LTD.

Sheet 1 of 1

117261

© 2015 A3